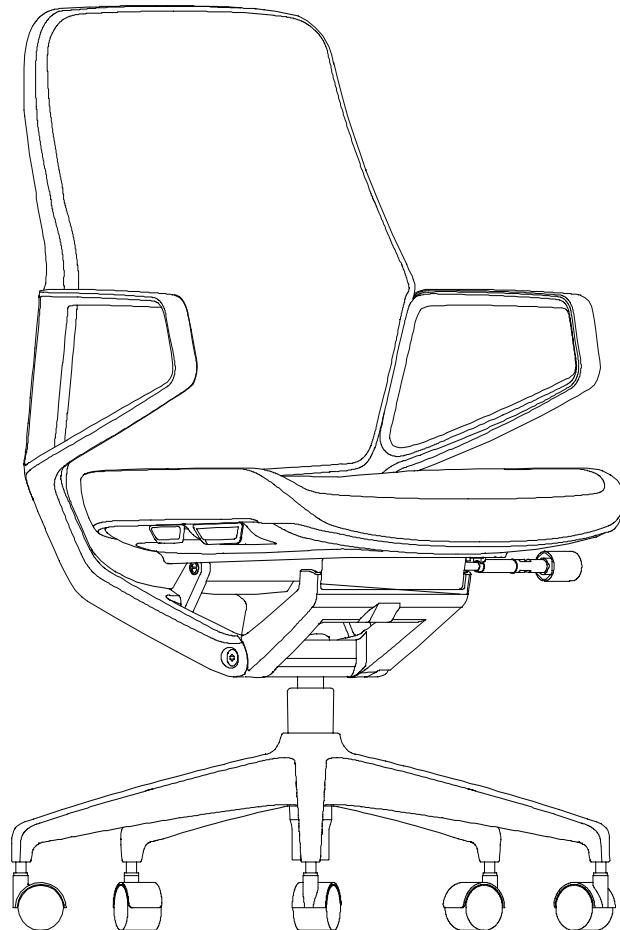




SCAN HERE
to see additional
information and
product videos



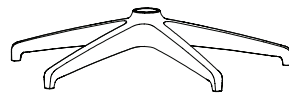
Tools Required

No tools required.

Parts Included



A x 5
Casters



B x 1
Base



C x 1
Gaslift



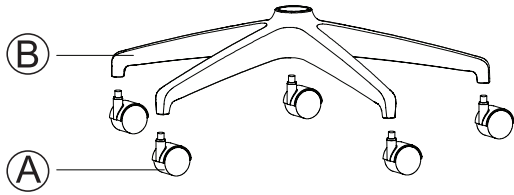
D x 1
Backrest

Note

Carefully unpackage all components. Do not use a knife, especially on the seat/back of the chair.

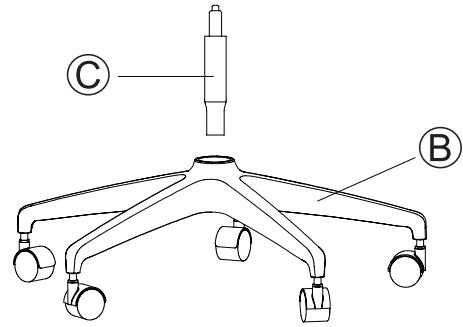
Step 1

Insert casters (A) into base (B).



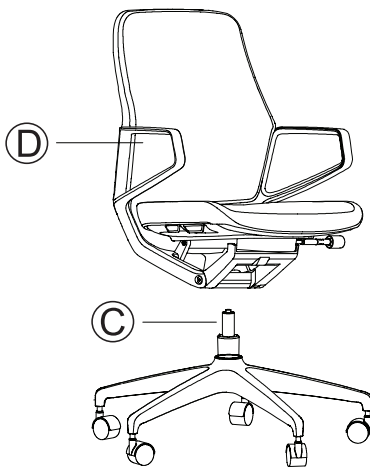
Step 2

Insert gaslift (C) into base (B).



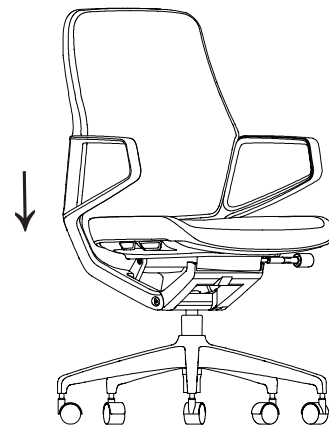
Step 3

Place assembled chair (D) mechanism onto gaslift (C).



Step 4

Sit on the chair to lock assembly together.



Step 5

Two optional arm covers included that slide over the polished aluminum arm.